



YAPI

İç iletken	: 1.63 ± 0.2 mmØ elk. Bakır som tel
İzolasyon	: 7,11 mmØ fiziksel köpüklü polietilen
Ekran	: %100 örtmeli Al-Pes bant ekran
Dış iletken	: Alüminyum tellerden örgü ekran
Dış Kılıf	: PVC
Kablo çapı	: Max. 10,1 mmØ
Toplam ağırlık	: 92 kg/km (ortalama)
Standart ambalaj	: 100 m Plastik makara 500/1000 m konratraplak makara

CONSTRUCTION

Inner conductor	: 1.63 ± 0.2 mmØ Solid bare copper wire
Insulation	: 7,11 mmØ physical foamed polyethylene
Screen	: %100 covered Al-Pes tape screen
Outer conductor	: Alluminium braid screen
Outer sheath	: PVC
Cable diameter	: Max. 10,1 mmØ
Total weight	: 92 kg/km (aprox.)
Standard packing	: 100 m Plastic reel 500/1000 m plywood drum

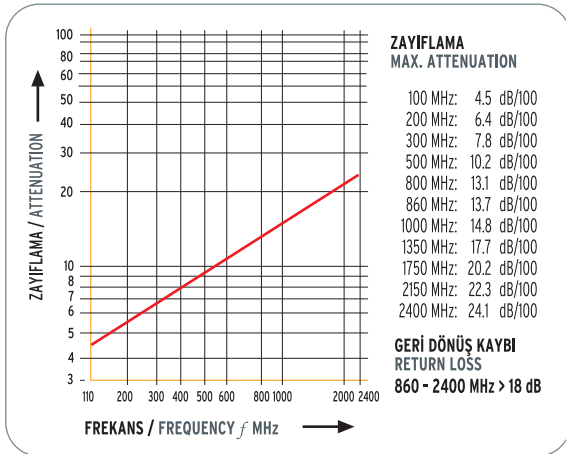
KULLANIM ALANI

Bina içi dijital ve analog görüntü sinyallerinin iletişimde CATV, CCTV, MATV ve CTV dağıtım, düşük zayıflama istenen SATV ve güvenlik sistemlerinde bağlantı kablosu olarak kullanılır.

APPLICATIONS

This type of cables are used for digital and analog video signals applications, CATV, CCTV, MATV and CTV indoor distributions and connections of satellite TV and security systems that need low attenuation.

Elektriksel Özellikler / Electrical Characteristics



*GIFPE :
Gaz Enjeksiyonlu (fiziksel)
köpüklü Polietilen

Gas Injected (physical)
Foamed Polyethylene

Dış Kılıf Rengi
Sheath Colours


 Beyaz
White

Min. Bükme
Yarıçapı



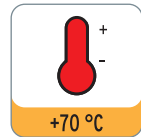
Min. Bending
Radius

Ekranlama
Faktörü



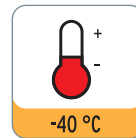
Screening
Factor

Max.
Sıcaklık



Max.
Temperature

Min.
Sıcaklık



Min.
Temperature

Yayıma
Hızı




Velocity
Ratio

Kapasitans



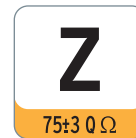
Capacitance

Test
Gerilimi



Test
Voltage

Empedans



Impedance

Max. Çalışma
Gerilimi



Max. Operating
Voltage